

Bible Study Templates

Over the last ten weeks, we have developed a framework (we OBSERVE, INTERPRET, and APPLY). We've worked within a few basic principles (the text doesn't change meaning over time, Scripture must be interpreted within its context, and if the plain sense makes common sense – seek no other sense).

We've developed a process that allows us to set Scripture in its context. We recognize the literary genre. We read the verses / chapters surrounding our passage to understand the writer's intent. We identify the paragraphs and look for its single idea. We mark the verbs to follow the action. We define words as necessary. We confirm our findings with commentaries. We rephrase the passage into our own words to show we understand.

We've tried to make application simple by utilizing a four-step process: Familiarization, Meditation, Internalization, Summarization. We've introduced tools to help go deeper into the text (the hermeneutical circle). As we bring **this class** to an *end*, your **Bible study** is at the *beginning*. The tools, principles, and processes shared over the last several weeks are foundational for a lifelong journey of understanding the greatest message ever given – the Bible!

Tonight is a night of resources. I recommend you download them from the **Church Center** app and save them digitally. Pull them out as needed!

I've enjoyed taking this journey with you. Even though the class is coming to a close, I hope you'll still view me as a resource. My heart is to help – and that desire continues long after this class ends. Thanks for being part. I trust you've been encouraged and strengthened in your own personal journey through the Scriptures!

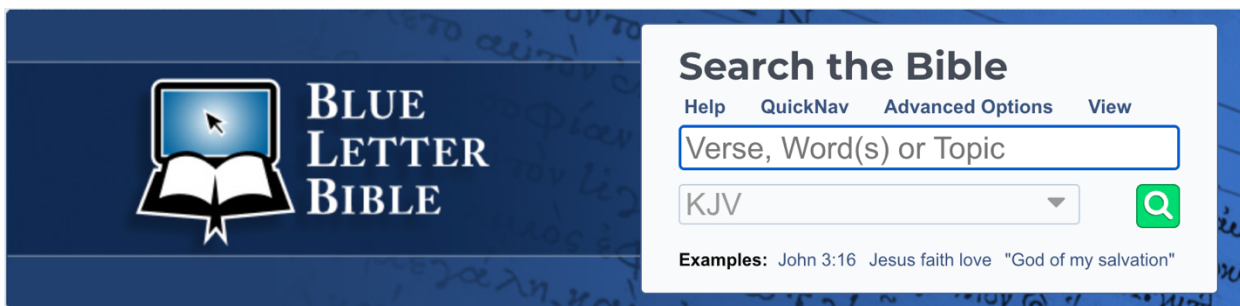
J. Michael Lester

Bible Word Study

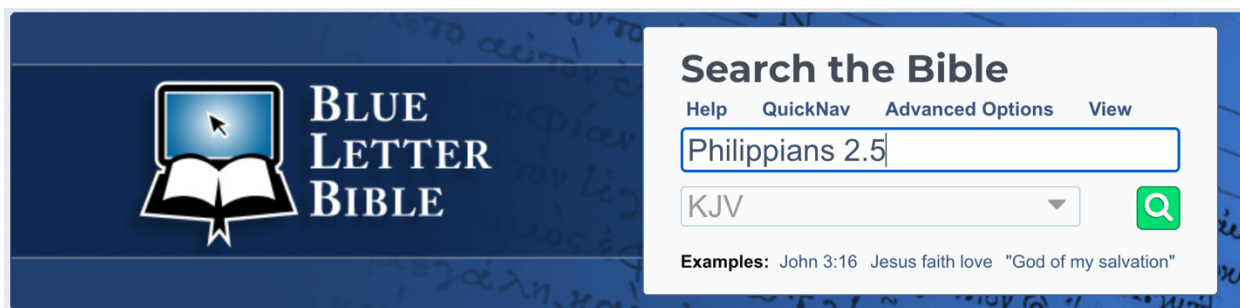
Introduction:

For this template, I assume you have access to the internet. I am utilizing a resource mentioned in this class a few times – Blue Letter Bible (<http://blueletterbible.org>). This is a free, and trusted resource that brings many tools together in one place.

Step 1: Go to BlueLetterBible.org

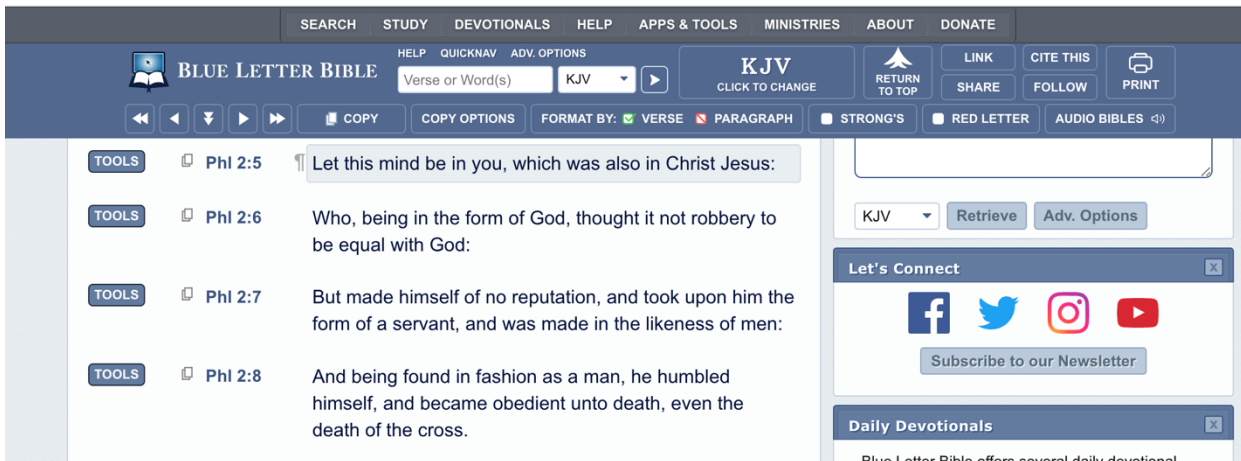


Step 2: Type in Passage and Choose Translation



In this illustration, we will study the word “mind” in Philippians 2.5.





Step 3: Hover over tools and select “Bibles”



TOOLS 📄 Phl 2:5 🔍 Let this mind be in you, which was also in Christ Jesus:

INTERLINEAR BIBLES CROSS-REFS COMMENTARIES DICTIONARIES MISC X

Translations for Phl 2:5

KJV		Let this mind be in you, which was also in Christ Jesus: © Info
NKJV		Let this mind be in you which was also in Christ Jesus, © Info
NLT		You must have the same attitude that Christ Jesus had. © Info
NIV		In your relationships with one another, have the same mindset as Christ Jesus: © Info
ESV		Have this mind among yourselves, which is yours in Christ Jesus, ^[fn] © Info
CSB		Adopt the same attitude as that of Christ Jesus, © Info
NASB20		Have this attitude ^[fn] in yourselves which was also in Christ Jesus, © Info
NASB95		Have this attitude ^[fn] in yourselves which was also in Christ Jesus, © Info
LSB		Have this <i>way of thinking</i> ^[fn] in yourselves which was also in Christ Jesus, © Info

This step allows you to see the nuances contained in the original word. Notice here the words *mind*, *mindset*, *attitude*, *way of thinking*.

Step 4: In the “tools” tab, change from “Bibles” to “Interlinear”

You don’t have to read Greek or Hebrew to benefit from an interlinear translation. Don’t let the “strange” alphabet scare you!

Here’s the type of information you’ll be able to find. 1) The underlying word being translated; 2) An English transliteration of the biblical language; 3) A pronunciation of the word; 4) a grammatical breakdown (parsing) of the words; 5) a link to Strong’s concordance and other dictionaries.

INTERLINEAR BIBLES CROSS-REFS COMMENTARIES DICTIONARIES MISC

TEXTUS RECEPTUS

2:5 τοῦτο γὰρ φρονεῖσθω ἐν ὑμῖν ὃ καὶ ἐν Χριστῷ Ἰησοῦ

Forward Reverse Fwd Inline Rev Inline

English (KJV) [?]	Strong's	Inflected, Root & Transliterated	Parsing
Let	G5426 ↓	φρονεῖσθω φρονέω phroneō	V-PPM-3S
this	G5124	τοῦτο τούτο touto	D-ASN
mind be PHRASE	G5426 ↑	φρονεῖσθω φρονέω phroneō	V-PPM-3S

Step 5: Click the Strong's number (G5426)

Note: If we were in the OT, the reference would start with H for Hebrew. The G is for Greek.

Lexicon :: Strong's G5426 - phroneō

φρονέω

Transliteration	Pronunciation
phroneō (Key)	fron-eh'-o
Part of Speech	Root Word (Etymology)
verb	From φρήν (G5424)

Greek Inflections of φρονέω [?]

mGNT	TR	LXX
26x in 13 unique form(s)	29x in 13 unique form(s)	6x in 4 unique form(s)
ἐφρονεῖτε — 1x	φρονήσετε — 1x	
ἐφρόνου — 1x	φρονήτε — 1x	
φρονεῖ — 2x	φρονουντες — 4x	
φρονεῖν — 8x	φρονουσιν — 1x	
φρονεῖς — 3x	φρονῶμεν — 1x	
φρονεῖσθω — 1x	φρονῶν — 2x	
φρονεῖτε — 3x		

Dictionary Aids

Vine's Expository Dictionary: View Entry
 TDNT Reference: 9:220,1277

KJV Translation Count — Total: 29x

The KJV translates Strong's G5426 in the following manner: think (5x), regard (4x), mind (3x), be minded (3x), savour (2x), be of the same mind (with G846) (2x), be like minded (with G846) (2x), miscellaneous (8x).

Outline of Biblical Usage [?]

- I. to have understanding, be wise
- II. to feel, to think
 - A. to have an opinion of one's self, think of one's self, to be modest, not let one's opinion (though just) of himself exceed the bounds of modesty
 - B. to think or judge what one's opinion is
 - C. to be of the same mind i.e. agreed together, cherish the same views, be harmonious
- III. to direct one's mind to a thing, to seek, to strive for
 - A. to seek one's interest or advantage
 - B. to be of one's party, side with him (in public affairs)

Strong's Definitions [?]

φρονέω phroneō, fron-eh'-o; from G5424; to exercise the mind, i.e. entertain or have a sentiment or opinion; by implication, to be (mentally) disposed (more or less earnestly in a certain direction); intensively, to interest oneself in (with concern or obedience);—set the affection on, (be) care(-ful), (be) like-, + be of one, + be of the same, + let this) mind(-ed), regard, savour, think.

TOOLS	Phil 1:7	Even as it is meet for me to think <u>G5426</u> this of you all, because I have you in my heart; inasmuch as both in my bonds, and in the defence and confirmation of the gospel, ye all are partakers of my grace.
TOOLS	Phil 2:2	Fulfil ye my joy, that ye be likeminded, <u>G5426</u> having the same love, <i>being</i> of one accord, of one mind. <u>G5426</u>
TOOLS	Phil 2:5	Let <u>G5426 →</u> this mind be <u>G5426</u> in you, which was also in Christ Jesus:
TOOLS	Phil 3:15	Let <u>G5426 →</u> us therefore, as many as be perfect, be <u>G5426 →</u> thus minded: <u>G5426</u> and if in any thing ye be <u>G5426 →</u> otherwise minded, <u>G5426</u> God shall reveal even this unto you.
TOOLS	Phil 3:16	Nevertheless, whereto we have already attained, let us walk by the same rule, let us mind <u>G5426</u> the same thing.
TOOLS	Phil 3:19	Whose end <i>is</i> destruction, whose God <i>is their</i> belly, and <i>whose</i> glory <i>is</i> in their shame, who mind <u>G5426</u> earthly things.)
TOOLS	Phil 4:2	I beseech Euodias, and beseech Syntyche, that they be of <u>G5426 →</u> the same mind <u>G5426</u> in the Lord.
TOOLS	Phil 4:10	But I rejoiced in the Lord greatly, that now at the last your care <u>G5426</u> of me hath flourished again; wherein ye were <u>G5426 →</u> also careful, <u>G5426</u> but ye lacked opportunity.
TOOLS	Col 3:2	Set your affection <u>G5426</u> on things above, not on things on the earth.

Notice that Phil 2.5 isn't the only time Paul uses this word to the church in Philippi. Compare this same word and how it is translated in Colossians 3.2. Are you starting to *feel* the nuances of the word?

Step 6: After reading through the information, draw a conclusion.

You have access to Vines' dictionary. You have access to Strong's concordance. You can see in this example the Theological Dictionary of New Testament words (TDNT). Now summarize this information into a succinct definition / description of the word "mind" as used in Philippians.

Book Study

Introduction

For this template, I assume you have access to the internet. I am utilizing a resource mentioned in this class a few times – Blue Letter Bible (<http://blueletterbible.org>). This is a free, and trusted resource that brings many tools together in one place.

Step 1: Preparation

- Choose a book (for the first time, I recommend a shorter book!)
- Print off a copy of the book (at BibleGateway.com, you can print without headings, verse numbers or footnotes).
- Do your preliminary background study.
 - Who wrote the book?
 - To whom was it written?
 - Why was it written?
 - When was it written?
 - NOTE: You can do this through BlueLetterBible.org. Once you've selected your passage, go to "tools" and choose "Commentaries." Under the next section, choose introductions.

Colossians 1 :: King James Version (KJV) ↔ **Aa**

Thankfulness for Spiritual Attainments

TOOLS **Col 1:1** Paul, an apostle of Jesus Christ by the will of God, and Timotheus *our* brother,

Colossians 1 :: King James Version (KJV) ↔ **Aa**

Thankfulness for Spiritual Attainments

TOOLS **Col 1:1** Paul, an apostle of Jesus Christ by the will of God, and Timotheus *our* brother,

INTERLINEAR **BIBLES** **CROSS-REFS** **COMMENTARIES** **DICTIONARIES** **MISC** ✕

Commentaries for Col 1:1

Study Tools Bible Book Introductions	Text Commentaries Chuck Smith
--	--

Colossians

- J. Vernon McGee | Notes for Colossians
- J. Vernon McGee | Outline for Colossians
- John MacArthur | Introduction to Colossians
- ESV Bible Introductions | Colossians
- ESV Global Study Bible | Introduction to Colossians
- Kress | Colossians Overview
- Mark A. Copeland | Executable Outline for Colossians

STUDY RESOURCES :: TEXT COMMENTARIES :: DR. J. VERNON MCGEE :: COLOSSIANS

Dr. J. Vernon McGee :: Notes for Colossians

↔ Aa

Outline for Colossians

COLOSSIANS

WRITER: Paul (Colossians 1:1)

DATE: About A.D. 62

CHURCH AT COLOSSE: Paul had never been to Colosse when he wrote this epistle (Colossians 2:1). He was in Ephesus for about two years where he had his most fruitful ministry (Acts 19:8-19). Colosse was 75 to 100 miles east of Ephesus, and visitors from Colosse had heard Paul and had come to know Christ. Apparently Philemon was one of these. A church came into existence in Colosse (Philemon 2), and Epaphras was the minister (Colossians 1:4-8; 4:12, 13). Paul intended to visit there when he was released from prison (Philemon 22). Paul wrote to this church as though it were his own.

PROBLEM AT COLOSSE: Colosse, located in southwest Phrygia in Asia Minor near Laodicea, was beset with oriental mysticism. Gnosticism had evidently intruded with its Greek pantheistic philosophy of the demiurge.

Step 2: Saturation

If you want to understand a book, you need to read it and become overly familiar with it. G. Campbell Morgan, a Bible teacher from a past generation, would not teach through a book until he had read it at least 50 times! You may not follow his example, but what if you read through a book every day for 7 days – would you understand the theme better?

Keep a journal nearby. Write down reoccurring themes and points of emphasis. This will help you recognize the purpose for writing the book.

Step 3: Amplification

It's time now to see the contours of the book. What is the flow of argument? For Paul, often the first half of a book is doctrinal, and the second half is practical. (This is a "general" rule for Paul, but context overrides a general rule). One way to see the flow and the parts is to OUTLINE the book.

We have two options: 1) We can do our own version, or 2) We can utilize the work of those who have come before us. If we choose the latter option, BlueLetterBible.org is a great starting point along with a good study Bible.

Step 4: Application

What are the personal takeaways from this book? How will your daily walk with Christ be impacted? What have you learned about God, about Christ, about yourself? What commands, principles, or promises have you observed?

SAMPLE STUDY OF COLOSSIANS

Who wrote it? Paul
To whom? The church at Colossae

What do we know about this church?

- Using the miscellaneous tab under TOOLS at blueletterbible, I find a map which shows me Colossae is relatively close to Ephesus.
- Philemon lived in Colossae (making that a helpful book for context while studying Colossians)
- Paul did not start this church (Col. 2.1). It appears that it started as an overflow of his three-year ministry in Ephesus where he trained ministers.
- This was written from a prison in Rome (making Colossians a "prison epistle")

When written? AD 60-62
Purpose? Religious syncretism with Greek paganism, Eastern mysticism, and Jewish legalism that was giving an incorrect view of Christ and Christian living.

Key Thought: The Preeminence of Christ
Key Verse(s): Col 2.9-10; 3.1-2
Key Chapter: Chapter 3

Outline:

- 1. The Supremacy of Christ** **(1.1-2.23, doctrinal)**
 - a. Introduction
 - i. The greeting 1.1-2
 - ii. Giving Thanks 1.3-8
 - iii. A Prayer for the Church 1.9-14

- b. Preeminence of Christ
 - i. He is preeminent in creation 1.15-18
 - ii. He is preeminent in redemption 1.19-23
 - iii. He is preeminent in the church 1.24-2.3
- c. Freedom in Christ alone
 - i. Freedom from enticing words 2.4-7
 - ii. Freedom from vain philosophy 2.8-10
 - iii. Freedom from men's judgment 2.11-17
 - iv. Freedom from wrong worship 2.18-19
 - v. Freedom from men's doctrine 2.20-23

2. The Submission of the Church to Christ (3.1-4.18, practical)

- a. The Position of the Believer 3.1-4
- b. The Practice of the Believer
 - i. Put off the old man 3.5-11
 - ii. Put on the new man 3.12-17
 - iii. Personal Commands for holiness
 - 1. Holiness in Family life 3.18-21
 - 2. Holiness in Work life 3.22-4.1
 - 3. Holiness in Public life 4.2-6
- c. Conclusion
 - i. Commendation of Tychicus 4.7-9
 - ii. Greetings from co-laborers 4.10-14
 - iii. Final instructions 4.15-18

FOCUS	SUPREMACY OF CHRIST			SUBMISSION TO CHRIST		
REFERENCE	1:1	1:15	2:4	3:1	3:5	4:7 — 4:18
DIVISION	INTRODUCTION	PREEMINENCE OF CHRIST	FREEDOM IN CHRIST	POSITION OF THE BELIEVER	PRACTICE OF THE BELIEVER	CONCLUSION
TOPIC	DOCTRINAL			PRACTICAL		
	WHAT CHRIST DID FOR US			WHAT CHRIST DOES THROUGH US		
LOCATION				ROME		
TIME				A.D. 60 – 61		

Personal Observations:

1. Paul has heard of the faith of this church – though he has not visited (1.4; 2.1)
2. The gospel brings hope and fruit (1.5-6)
3. Epaphras is mentioned a few times by Paul in his other letters (1.7)
4. Paul has this church on his “prayer list” (1.9) and shares his prayer for them (1.10-17)
5. We are complete in Christ – 2.10

6. Our mindset needs to be a heavenly one – 3.1-2
7. We must “put off” and “put on” – unless we do both, we are missing the mark – 3.9-25
8. We must walk in wisdom, redeeming the time (4.5)
9. Our speech must be gracious (4.6)
10. A study of the names of Paul’s teammates is interesting to observe
11. There is a similarity of themes with Ephesians and Philemon (indicating the books were probably all written about the same time)
12. The solution for those who are tempted to just “add Christ” to whatever religion they already have is to understand the sufficiency and preeminence of Christ alone.

Applications

1. I can be tempted to simply “add Christ” to something and pretend that *Christianizes* it. There is no admixture needed – it is Christ alone.
2. If I am “heavenly minded” I can do some “earthly good.”
3. The culture of today (with its philosophy, vain deceits, human traditions) are trying to spoil me (in the sense of the “spoils” of war). I must “put on” Christ
4. God’s Word, when dwelling in me richly, serves as an umpire (it rules) in. my heart.
5. When God’s word dwells in me richly, I can walk in wisdom and redeem the time.

*NOTE: Your applications, your observations may be different. That’s ok. This is my personal overview of Colossians. Start with yours and notice how it will deepen over time as you continually work through the book (as well as Paul’s other letters). With time, you begin to not only see the connections in the book, you begin to see how it connects with his other writings.

Passage Study

Introduction

For this template, I assume you have access to the internet. I am utilizing a resource mentioned in this class a few times – Blue Letter Bible (<http://blueletterbible.org>). This is a free, and trusted resource that brings many tools together in one place.

I'm using Philippians 2.1-18 in this sample.

STEP 1: OBSERVATION

1. Read the passage multiple times.
 - a. Try to read through the passage several times each day.
 - b. Mark themes, and verses that resonate with you.
 - c. Take notes in a journal.
2. Compare the passage in several conservative translations.
 - a. Are there any major differences that are noticeable?
 - b. Are there any thoughts / words that now have more clarity?
3. Does the passage you are studying include any other paragraphs that you should read for context?
4. Are there any people that are mentioned that you should locate in other Scripture passages?
5. Are there any words that should be defined or studied with more in-depth tools?

STEP 2: INTERPRETATION

1. Do you understand the context of the book?
2. Do you know what type of literature this passage is?
3. Are there any cultural aspects mentioned that need clarification?
4. What is the historical context of this book?
5. Does your study Bible point out any cross-references to notate?
6. Do commentaries provide any additional clarification to what you've already noted?

STEP 3: APPLICATION

1. Are there any theological principles mentioned in my passage?
2. How has the passage challenged you personally?
3. Are there personal or corporate issues to work through (perhaps both)?
4. What is the primary application(s) for our generation?

**NOTE: Starting with Philippians 2.1-18, work through the section on the humility and exaltation of Christ. It is rich theologically, but it is also a treasure applicationally as well. This guide will get you started.*

Hermeneutical Circle

Acts 14:6-19

1. Presuppositions:

- a. Paul and Barnabas were following the will of God
- b. Before the completion of Scriptures, healings were in more abundance
- c. We must endeavor to take the Gospel to people of different languages
- d. We must protect the glory of God

2. Introduction:

- a. This is the first missionary journey
- b. Paul and Barnabas had been sent out from Antioch...
- c. Luke is now shifting the influence from Peter to Paul
- d. Lystra and Derbe were in Southern Galatia
- e. There were not many Jewish people there (no synagogue)
 - i. At least one Jewish family was here – Timothy’s mom and grandmother
- f. This area was populated by religious pagans
- g. There was a temple dedicated to Zeus outside the gates of Lystra
- h. 50 years previous to Paul coming, a legend circulated that Zeus and Hermes had disguised themselves and visited this region
 - i. After knocking on over 1000 doors seeking hospitality, an elderly couple with meager means took them in...
 - ii. This couple was rewarded; the other homes felt the fury of the gods.
- i. Hermes (Called by his Roman name, Mercury, was the god who invented speech. It is from his name that Hermeneutics comes from...)

3. Exegesis

- a. What questions can help us dig into the meaning?
 - i. What was the cause of Paul coming to this region?
 - ii. What is meant by “they preached the gospel?”
 - iii. What was the purpose of the miracle?
 - iv. What is meant by “they rent their clothes?”
 - v. What apologetic line did they use to prove the existence of God?
 - vi. Who were the Jews from Antioch (which Antioch?) and Iconium?
 - vii. What was the result of faithful preaching for Paul?
- b. Observations:
 - i. The Gospel angers both Jews and Gentiles
 - ii. Wisdom says, “Know when to run!”

- iii. Spiritual people look for opportunities to point people to Christ – an impotent man
- iv. The lame man’s faith was noticeable
- v. It was Paul speaking, not Barnabas (even though Barnabas was the seasoned “veteran”)
- vi. Interestingly, there is no record, “In the name of Jesus, rise up and walk...”
- vii. The citizens misinterpreted the action of Paul
- viii. Paul and Barnabas are slow to figure out what is happening because the people are speaking in the Lycaonian speech
 - 1. If Paul did not know this language, how did he preach to them?
- ix. When the gods appear, even pagans know that it calls for sacrifice
- x. The argument for God is along the lines of general revelation, not special revelation.
- xi. Just when Paul and Barnabas calm the people, they are stirred up again and stone Paul
 - 1. Why not Barnabas?
 - 2. Where was Timothy – was he already a believer?

4. Biblical Theology – a lesson on Missions

- a. The thrust of this passage is evangelistic
- b. After my understanding of the times, the work of digging into the text, and making my own observations – what do I understand about God’s heart for missions?
 - i. God loves all people
 - ii. All people are *religious* by nature – they just don’t always know Who to worship
 - iii. When God uses us, it is tempting to want to steal the glory for ourselves!
 - iv. Not everyone will be kind to the Gospel preacher
 - v. Miscommunication may happen when different languages are involved
 - 1. This is no excuse to not learn a language
 - 2. This is no excuse to not be concerned for other people groups
 - vi. When people are ignorant of Scripture, I can start with general revelation to introduce the conversation
 - 1. This contains enough information to bring condemnation
 - 2. It DOES NOT contain enough information for salvation
 - vii. Even though people may say no, we can still go back and preach again and again to them.
 - viii. I am not responsible for the result; I am responsible to be a messenger

At this point in the process, we should have a grasp on the interpretation of the text. We now want to check our finding against what the church has historically taught.

5. Historical Theology

- a. John Chrysostom, 4th century, remarks that the persecution of Paul furthered the Gospel preaching
- b. Athanasius endorsed Paul's use of general revelation in reaching the heathen.
- c. In the Dark Ages, much of the missions activity went underground. In the 1800s, this began to change
- d. All in all, Bible-believing Christians have understood the Great Commission when it says, "Preach the gospel to every creature..." – to mean what it says...

6. Systematic Theology

- a. Is Missions something only to be found in the writings of Paul? Or can this thought be systematized?
- b. One need only a few moments to consider:
 - i. Abraham – God sent him to a new place to proclaim His glory
 - ii. Jonah – God sent him to Nineveh
 - iii. Nahum – Nineveh
 - iv. Obadiah – Edom
 - v. Mark – Egypt
 - vi. Peter – Babylon
 - vii. John – Asia Minor
 - viii. God *sent* Jesus as His Missionary

7. Practical Theology

- a. Whatever else God may want from my life, He wants me to be His witness
- b. The response of people should not be what fuels my passion for telling the message
- c. I may not be the most talented, but I can still be faithful!

**NOTE: Your work may look different. That's OK. What I have provided here is what it could look like as you walk through the circle – should you choose to use it!*

RECOMMENDED RESOURCES

Dictionaries

1. Webster's 1828 Dictionary (available online)
2. Vine's Expository Dictionary (available at <http://blueletterbible.org>)
3. Strong's Exhaustive Concordance (available at <http://blueletterbible.org>)

Study Bibles:

1. The Cultural Backgrounds of the Bible (available in NKJV)
2. Life Application Study Bible
3. The New Open Bible
4. One Year Chronological Study Bible
5. Ancient Faith Study Bible (currently only available in HCSB, but it introduces believers to some of the early church leaders in the second and third centuries)

Overviews / Commentaries

1. The Bible Knowledge Commentary (one volume for OT; one volume for NT)
2. The Unfolding Drama of Redemption (Graham Scroggie)
3. Wiersbe Bible Commentary
4. Willmington's Bible Handbook
5. The Outline Bible (Harold Willmington)
6. A Brief Survey of the Bible (Mark Strauss, John Walton)

Doctrinal Summary Books

1. A Survey of Bible Doctrine (Charles Ryrie)
2. Basic Theology (Charles Ryrie)
3. Systematic Theology (Wayne Grudem)
4. Christian Theology (Millard Erickson)

Heavy-Hitting Tools?

1. Logos Bible Software
 - a. Not for the faint of heart
 - b. Prepare for sticker shock!